

Asahi**KASEI**

**IMMUSORBA™**

**TR-350(L)**

**İmmünoadsorpsiyon Kolonu**



*İmmün kaynaklı nörolojik  
hastalıkların tedavisi için*

**ASAHI KASEI KURARAY MEDICAL CO., LTD.**

## Endikasyon

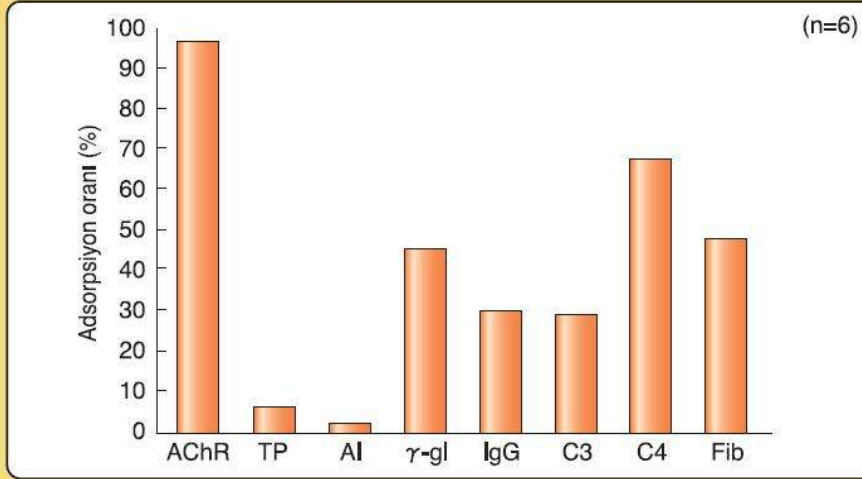
Otoimmün hastalıklar

(özellikle Myasthenia gravis ve Guillain-Barré sendromunda etkindir)

## Immusorba™ TR-350(L) Özellikleri

- **Selektif adsorpsiyonla hastanın plazmasından patojenik maddeleri (anti-asetilkolin reseptör antikorları ve immün kompleksler) uzaklaştırarak terapötik aferez.**
- **Plazma replasmanına ihtiyaç duyulmadığından hepatit, AIDS vb. enfeksiyon riskini minimuma indirir.**
- **Protein alerjisi olan hastalara uygulanabilir.**

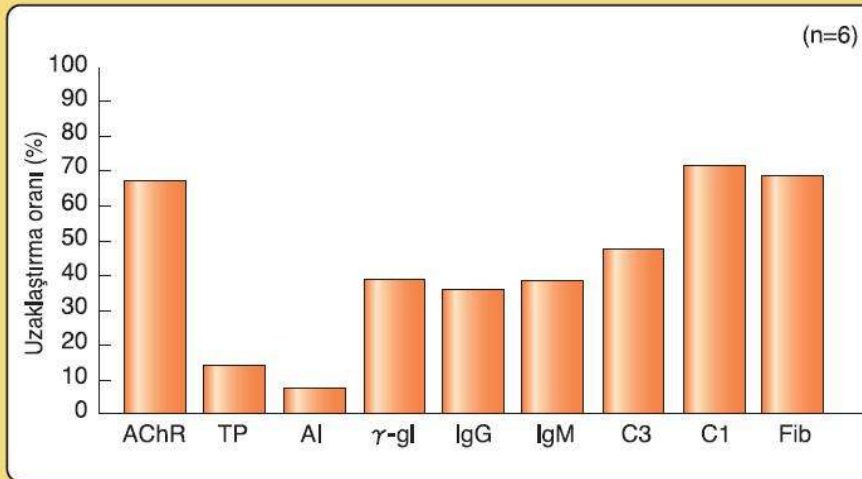
### Immusorba™ TR-350(L) anti-AChR antikorlarını yüksek seçicilikle adsorbe etti (in vivo)



Plazma örnekleri, 1 L plazma işlendiğinde kolonun giriş ve çıkışından alınmıştır

N.Shibuya, et al. [Japonca makale] Chiryo 66 : 49-55, 1984

### Hastadan plazma komponentlerinin uzaklaştırılma oranı (in vivo)



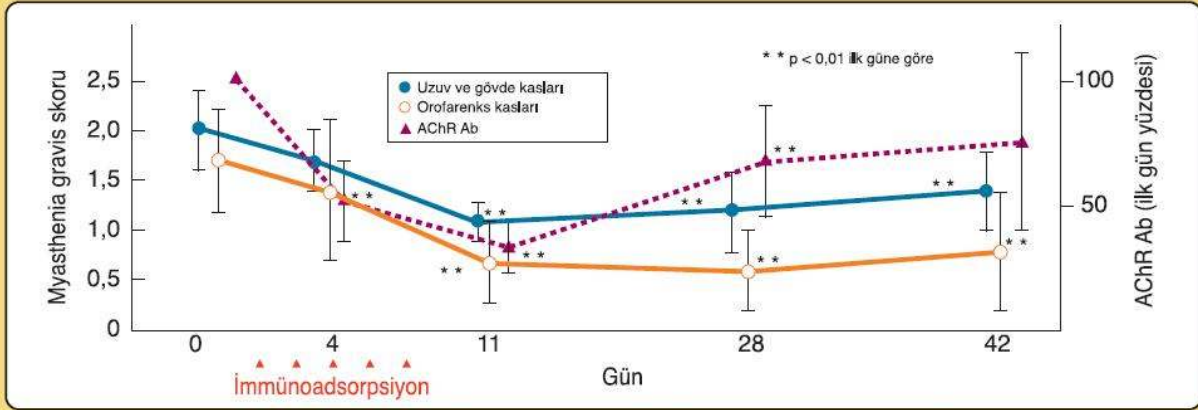
Uzaklaştırılma oranı için kan örnekleri tedavi öncesinde ve sonrasında alınmıştır

İşlenen plazma hacmi: 2 L

N.Shibuya, et al. Current Practice in Therapeutic Plasmapheresis 166-172, 1985

## Klinik Seyir

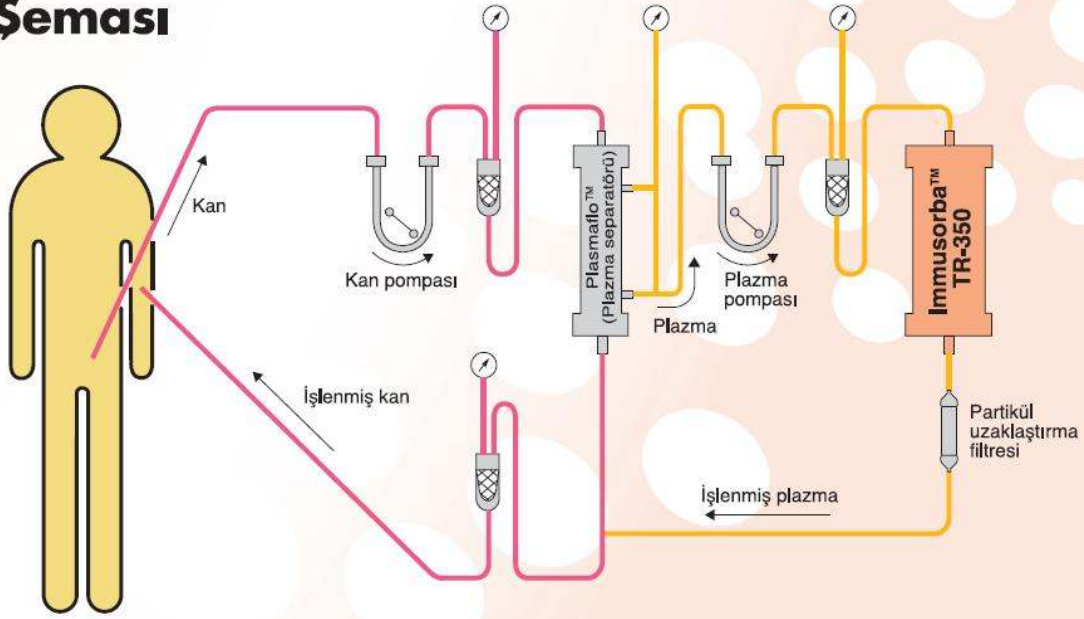
### Myasthenia gravis (MG) olan hasta için immünoadsorpsiyon etkinliği



İmmünoadsorpsiyon tedavisi sonrası fayda gören 11 hastada ortalama değerler ve myasthenia gravis skoru. Ardı ardına immünoadsorpsiyon tedavileri myasthenia gravis skorunda kayda değer düşüşe ve AChR antikoru titresinde azalmaya sebep oldu. 42. günde dahi AChR antikoru titresinin artmasına rağmen myasthenia gravis skoru düşük kaldı.

N. Shibuya, et al. J Neurol Neurosurg Psychiatry 57: 578-581, 1994

## Akım Şeması



## Özellikler

İmmünoadsorpsiyon Kolonu	Adsorban	Materyal	Triptofan immobilize polivinilalkol jel
		Hacim	350 mL
	Solüsyon	% 0,01 sodyum piroşülfid sulu solüsyonu	
	Dolum Hacmi	300 mL	
	Hazne	Materyal	Poliprolen
		Boyutlar (çap x uzunluk)	62mm Ç x 211mm U
	Ağırlık	650 g	
Sterilizasyon	Otoklav		
Partikül Uzaklaştırma Filtresi	Filtre	Materyal	Polietilen (etilen- vinilalkol kopolimeri ile kaplanmış)
		Alan	0,07 m <sup>2</sup>
	Hazne	Materyal	Poli (vinil klorür)
		Boyutlar (çap x uzunluk)	22mm Ç x 165mm U
	Dolum Hacmi	30 mL	
Sterilizasyon	Etilen oksit		

# Uyarı

Angiotensin- converting enzyme (ACE) inhibitörü ile tedavi gören hastalar için Immusorba™ TR-350 ile tedavinin kan basıncında düşüşe sebep olma olasılığı vardır. ACE inhibitörüyle Immusorba™ TR-350'nin eş zamanlı tedavisinden kaçınılmalıdır.

Immusorba™ TR-350 plazma işlemlerinde kullanma maksatlıdır. Immusorba™ TR-350' den hiçbir zaman tam kan geçirmeyiniz. Trombositler Immusorba™ TR-350 içinden geçemez ve tıkanmaya sebep olabilir. Fazla miktarda trombosit içeren plazma ile Immusorba™ TR-350'yi kullanmayınız.

# Referanslar

## [Ürünle ilgili araştırmalar]

- 1) Hirata N, Kuriyama T, Yamawaki N. Immusorba TR and PH. Ther Apher Dial. 7:85-90, 2003
- 2) Yoshida M, Tamura Y, Yamada Y, et al. Immusorba TR and Immusorba PH: basics of design and features of functions. Ther Apher. 4:127-134, 2000

## [Klinik kullanımla ilgili araştırmalar]

- 1) Sulowicz W, Stompor T. LDL-apheresis and immunoadsorption: novel methods in the treatment of renal diseases refractory to conventional therapy. Nephrol Dial Transplant. 18 Suppl 5:v59-62, 2003
- 2) Yang KS, Kenpe K, Yamaji K, et al. Plasma adsorption in critical care. Ther Apher. 6:184-188, 2002
- 3) Tagawa Y, Yuki N, Hirata K. Ability to remove immunoglobulins and anti-ganglioside antibodies by plasma exchange, double-filtration plasmapheresis and immunoadsorption. J Neurol Sci. 157:90-95, 1998
- 4) Yamazaki Z. Extracorporeal immunoadsorption. Therapeutic Plasmapheresis VI 113-121, 1986

## [Klinik öncesinden klinik gelişmeye]

- 1) Yamazaki Z, Idezuki Y, Inoue N, et al. Extracorporeal immunoadsorption with IM-PH or IM-TR column, Biomater Artif Cells Artif Organs. 17:117-124, 1989
- 2) Tsuruta Y, Maeda K, Shinzato T, et al. Clinical Application of Improved I-02 Immunoadsorbent Column. Plasmapheresis ISAO Press Cleveland. 149-154, 1983
- 3) Yamazaki Z, Fujimori Y, Takahama T, et al. Efficiency and biocompatibility of a new immunosorbent. Trans Am Soc Artif Intern Organs. 28:318-323, 1982

## [MG uygulaması]

- 1) Splendiani G, Cipriani S, Passalacqua S, et al. Plasmapheresis on triptophan columns can improve the clinical outcome of patients affected with myasthenia gravis. Artif Cells Blood Substit Immobil Biotechnol. 31:69-79, 2003
- 2) Haupt WF, Rosenow F, van der Ven C, et al. Immunoadsorption in Guillain-Barre syndrome and myasthenia gravis. Ther Apher. 4:195-197, 2000
- 3) Batocchi AP, Evoli A, Di Schino C, et al. Therapeutic apheresis in myasthenia gravis. Ther Apher. 4:275-279, 2000
- 4) Chiu HC, Chen WH, Yeh JH. The six year experience of plasmapheresis in patients with myasthenia gravis. Ther Apher. 4:291-295, 2000
- 5) Yeh JH, Chiu HC. Comparison between double-filtration plasmapheresis and immunoadsorption plasmapheresis in the treatment of patients with myasthenia gravis. J Neurol. 247:510-513, 2000
- 6) Yeh JH, Chiu HC. Plasmapheresis in myasthenia gravis. A comparative study of daily versus alternately daily schedule. Acta Neurol Scand. 99:147-151, 1999
- 7) Yeh JH, Chiu HC. Optimal volume of processed plasma and total number of selective plasmapheresis sessions in the treatment of patients with severe generalized myasthenia gravis. J Clin Apher. 14:177-180, 1999
- 8) Grob D, Simpson D, Mitsumoto H, et al. Treatment of myasthenia gravis by immunoadsorption of plasma. Neurology. 45:338-344, 1995
- 9) Shibuya N, Sato T, Osame M, et al. Immunoadsorption therapy for myasthenia gravis. J Neurol Neurosurg Psychiatry. 57:578-581, 1994
- 10) Sawada K, Malchesky PS, Koo AP, et al. Myasthenia gravis therapy: immunoadsorbent may eliminate need for plasma products. Cleve Clin J Med. 60:60-64, 1993
- 11) Avanzi G, Marconi G. Semiselective Immunoadsorption of anti-AchR abs on Tryptophan column in Myasthenia Gravis. Clinical Experience in 32 patients. Transfus Sci. 14:17-21, 1993
- 12) Splendiani G, Passalacqua S, Barbera G, et al. Semi-selective immunoadsorption treatment in myasthenia gravis. Biomater Artif Cells Immobilization Biotechnol. 20:1145-1151, 1992
- 13) Splendiani G, Passalacqua S, Barbera G, et al. Myasthenia gravis (MG) treatment with immunoadsorbent columns. Biomater Artif Cells Immobilization Biotechnol. 19:255-265, 1991
- 14) Sugahara S, Yoshikawa Y, Saitoh K, et al. Clinical Evaluation of Immunoadsorbent Therapy and Double Filtration Plasmapheresis in Refractory Myasthenia Gravis. Therapeutic Plasmapheresis (X) 111-115, 1991
- 15) Shibuya N, Jabazawa H, Osame M, et al. Immunoadsorption Therapy for Myasthenia Gravis: Multicenter Trial in a Single Blind Design. Therapeutic Plasmapheresis (VIII):231-233, 1989

- 16) Passalacqua S, Splendiani G, Sturniolo A, et al. Plasma perfusion in myasthenia gravis. ASAIO Trans. 34:602-605, 1988
- 17) Sato T, Ishigaki Y, Komiya T, et al. Therapeutic immunoadsorption of acetylcholine receptor antibodies in myasthenia gravis. Ann N Y Acad Sci. 540:554-6, 1988
- 18) Heinger K, Toyka KV, Borberf H. Selective Removal of Antibodies : Theoretical and Practical Aspects. Therapeutic Plasmapheresis(VI) 136-142, 1986
- 19) Shibuya N, Nagasato K, Kinoshita N, et al. Immunoadsorbent perfusion therapy in patients with myasthenia gravis. Current Practice in Therapeutic Plasmapheresis 166-172, 1985
- 20) Shibuya N, Nagasato K. New treatment using immunoadsorption column. [Article in Japanese] Chiryō. 66:49-55, 1984
- 21) Sato T, Anno M, Arai K, et al. In vitro removal of anti-acetylcholine receptor antibodies with a new immunoadsorbent in sera from myasthenia gravis patients. Progress in Artificial Organs 719-722, 1983

## [GBS uygulaması]

- 1) Okamiya S, Ogino M, Ogino Y, et al. Tryptophan-immobilized column-based immunoadsorption as the choice method for plasmapheresis in Guillain-Barre syndrome. Ther Apher Dial. 8:248-253, 2004
- 2) Diener HC, Haupt WF, Kloss TM, et al. A preliminary, randomized, multicenter study comparing intravenous immunoglobulin, plasma exchange, and immune adsorption in Guillain-Barre syndrome. Eur Neurol. 46:107-109, 2001
- 3) Haupt WF, Birkmann C, van der Ven C, et al. Apheresis and selective adsorption plus immunoglobulin treatment in Guillain-Barre syndrome. Ther Apher. 4:198-200, 2000
- 4) Haupt WF, Rosenow F, van der Ven C, et al. Sequential treatment of Guillain-Barre syndrome with extracorporeal elimination and intravenous immunoglobulin. Ther Apher. 1:55-57, 1997
- 5) Haupt WF, Rosenow F, van der Ven C, et al. Sequential treatment of Guillain-Barre syndrome with extracorporeal elimination and intravenous immunoglobulin. J Neurol Sci. 137:145-149, 1996
- 6) Yamazaki M, Koh CS, Hanyu N, et al. Comparative study of the efficacy of plasma exchange, immunoadsorption plasmapheresis and corticosteroid administration in the treatment of Guillain-Barre syndrome. Article in Japanese with English Abstract] Aterugi. 44:498-502, 1995
- 7) Haupt WF, Borberf H, Rosenow F. Pilot study of a new treatment concept for acute Guillain-Barre syndrome. Transfus Sci. 16:139-144, 1995
- 8) Jimenez C, Rosenow F, Grieb P, et al. Adsorption therapy with tryptophan-conjugated polyvinyl alcohol gels in 10 patients with acute Guillain-Barre syndrome. Transfus Sci. 14:9-11, 1993
- 9) Rosenow F, Haupt WF, Grieb P, et al. Plasma exchange and selective adsorption in Guillain-Barre syndrome—a comparison of therapies by clinical course and side effects. Transfus Sci. 14:13-15, 1993
- 10) Iwahashi M, Maeda T, Ohnishi K, et al. Immunoadsorption (TR-350) in Guillain-Barre Syndrome. Therapeutic Apheresis (XII) 551-555, 1993
- 11) Iwahashi M, Maeda T, Ohnishi K, et al. Immunoadsorption (TR-350) in Guillain-Barre Syndrome. Therapeutic Apheresis (X) 88-93, 1991

## [Diğer hastalıklarda uygulamalar]

- 1) Beige J, Perez-Canto A, Moosmayer I, et al. Immunoadsorption with tryptophan adsorbents for successful treatment of late steroid-refractory recurrent focal glomerulosclerosis. Am J Transplant. 3:1459, 2003
- 2) Widder RA, Brunner R, Engels B, et al. Changes of hemorheological and biochemical parameters after plasma perfusion using a tryptophan-polyvinyl alcohol adsorbent leading to clinical improvement in patients suffering from maculopathy. Blood Purif. 16:15-21, 1998
- 3) Griffin S, Chapman P, Elliott J, et al. Recombinant Human Autoantigens as an Extracorporeal Immunoadsorbent in Therapeutic Apheresis. Jpn J Apheresis 16:17-22, 1997
- 4) Yuki N. Tryptophan-immobilized column adsorbs immunoglobulin G anti-GQ1b antibody from Fisher's syndrome: A new approach to treatment. Neurology. 46:1644-1651, 1996
- 5) Yamada H, Takamori K, Ogawa H. In vitro study on the removal of pemphigus antibody with immunoadsorption. J Clin Apher. 11:14-15, 1996
- 6) Koh CS, Shimada K, Inoue A. Immunoadsorption Plasmapheresis in Polymyositis/ Dermatomyositis : Beneficial Effects in Four Cases. Jpn J Apheresis 13:131-132, 1994

## ASAHI KASEI KURARAY MEDICAL CO., LTD.

1-105 Kanda Jinbocho, Chiyoda-ku, Tokyo 101-8101 Japan  
Telephone : +81-3-3296-3777 Facsimile : +81-3-3296-3772  
URL: <http://www.asahikasei-kuraray-medical.com>

## Avrupa Temsilcisi:

## ASAHI KASEI MEDICAL EUROPE GmbH

Herriotstrasse 1, 60528 Frankfurt am Main, Germany  
Telephone : +49-69-66371 500 Facsimile : +49-69-666 5193

## DİSTRİBÜTÖR

HİTİT TIBBİ CİHAZLAR ULUS. TAŞ. GIDA VE TAR. TEKS. SAN. TİC. A.Ş.



Korutürk Mh. Kestane Sk. No: 42/1  
35330 Balçova İzmir, TÜRKİYE  
Tel: (+90) 232.278 52 01 • Faks: (+90) 232. 278 52 84  
[www.hititmedical.com](http://www.hititmedical.com) • [info@hititmedical.com](mailto:info@hititmedical.com)

CE  
0086