

AsahiKASEI

PLASORBA™

BR-350(L)

Plazma Perfüzyon Kolonu



***Bilirubin ve safra asidinin
plazmadan selektif adsorpsiyonu***

ASAHI KASEI KURARAY MEDICAL CO., LTD.

Endikasyon

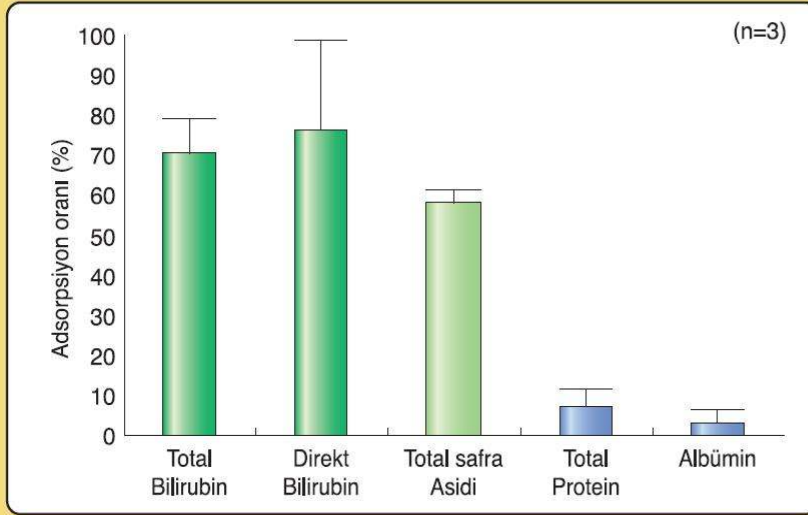
Karaciğer hastalıkları

(özellikle Fulminant hepatit, Postoperatif hepatic yetmezlik, Primer biliyer sirozu, Hiperbilirubinemi'de etkindir)

Plasorba™ BR-350(L) Özellikleri

- Plazmadan safra asidi ve bilirubinin selektif adsorpsiyonu.
- Plazma replasmanına ihtiyaç duyulmadığından hepatit, AIDS vb. enfeksiyon riskini minimuma indirir.
- Protein alerjisi olan hastalara uygulanabilir.

Plazma komponentlerinin adsorpsiyon oranı (in vitro)



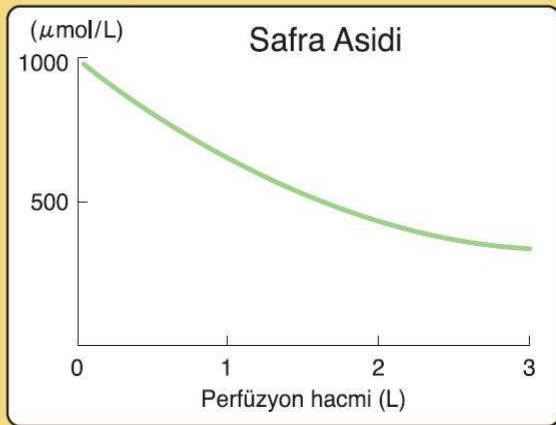
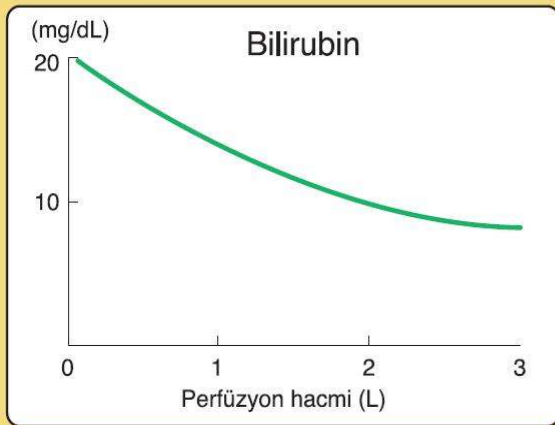
Deneysel koşullar

Perfüzyon methodu: Küçük ölçekli kolon(1/350) ile tek-geçişli operasyon
Örnek : İnsan plazması 2,4L (eşdeğer hacim)
Akış hızı : 20mL / dk.(eşdeğer akış)

Plazma örnekleri 2,4 L(eşdeğer hacim) plazma işlendiğinde kolon çıkış noktasından alınmıştır.

Dahili veri

Plazma perfüzyonuna göre bilirubin konsantrasyon değişimi (in vitro)



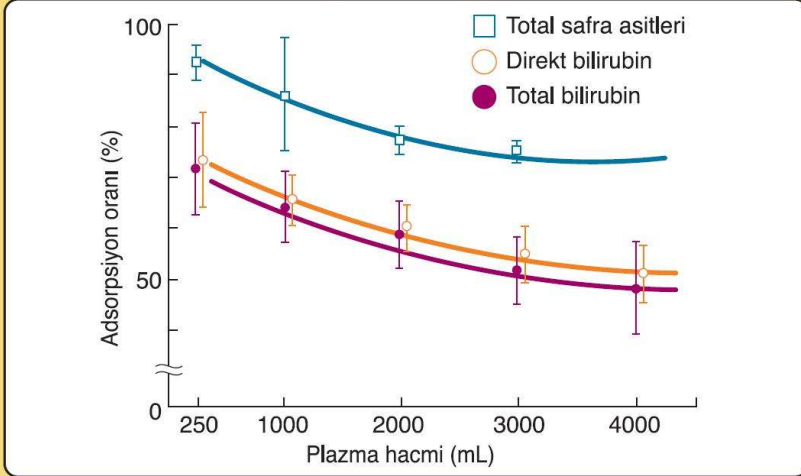
Deneysel koşullar

Örnek : Siğir plazması 2L
(5 ünite/mL heparin, 20mg/dL bilirubin ve 1000µmol/L safra asidi eklenmiş siğir plazması)
Sıcaklık : 37°C
Perfüzyon hızı : 20mL/dk

Dahili veri

Klinik Veri

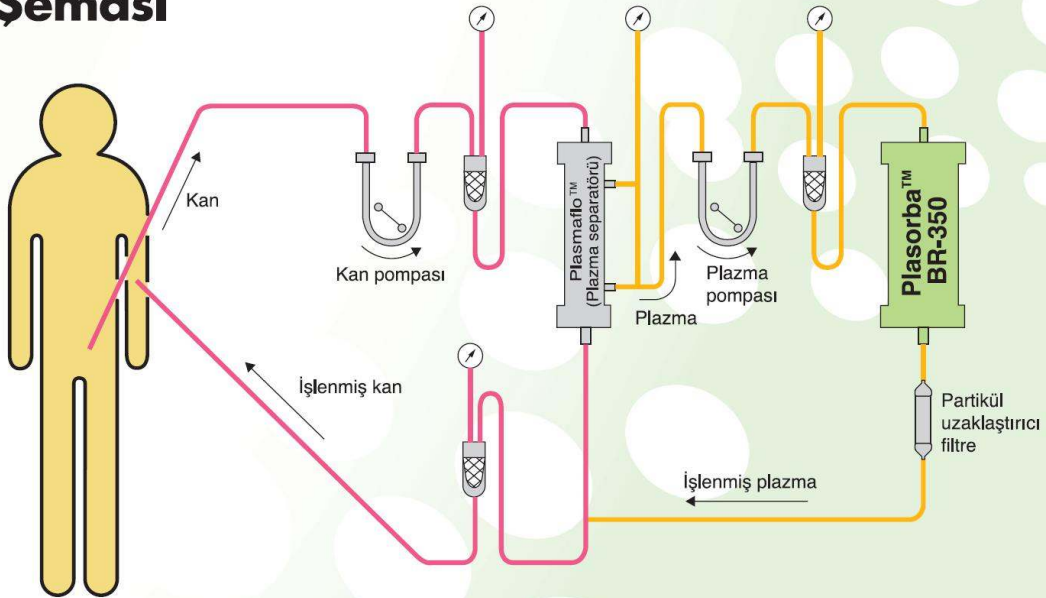
Total Bilirubin adsorpsiyon oranındaki deęişimler (in vivo)



Hastalar: n=6
Toplam tedavi : 29 defa

Birinci Cerrahi Departmanı, Okayama Üniversitesi, Japonya

Akım Şeması



Özellikler

Adsorpsiyon Kolonu	Adsorban	Materyal	Stiren divinilbenzen kopolimer
		Hacim	350 mL
	Solüsyon		İzotonik
	Dolum Hacmi		130 mL
	Hazne	Materyal	Polipropilen
		Boyutlar(pap x uzunluk)	62mm Ç x 220mm U
Partikül Uzaklaştırıcı Filtre	Ağırlık		600 g
	Sterilizasyon		Otoklav
	Filtre	Materyal	Poli (vinil klorid)
		Alan	0,07 m ²
	Hazne	Materyal	Poli (vinil klorür)
		Boyutlar(pap x uzunluk)	22mm Ç x 165mm U
	Dolum Hacmi		30 mL
	Sterilizasyon		Etilen oksit

Uyarı

Plasorba™ BR-350 plazma tedavisi için tasarlanmıştır. Hiçbir zaman Plasorba™ BR-350 içinden tam kan geçirmeyiniz. Trombositler Plasorba™ BR-350 içerisinden geçemez ve tıkanmaya sebep olabilir. Yüksek miktarda trombosit içeren plazma ile Plasorba™ BR-350 kullanmayınız.

Referanslar

- 1) Senf R, Klingel R, Kurz S, et al. Bilirubin-adsorption in 23 critically ill patients with liver failure. Int J Artif Organs. 27:717-722, 2004
- 2) Ryan CJ, Anilkumar T, Ben-Hamida AJ, et al. Multisorbent plasma perfusion in fulminant hepatic failure: effects of duration and frequency of treatment in rats with grade III hepatic coma. Artif Organs. 25:109-118, 2001
- 3) Takenaka Y. Bilirubin adsorbent column for plasma perfusion. Ther Apher. 2:129-133, 1998
- 4) Ott R, Rupprecht H, Born G, et al. Plasma separation and bilirubin adsorption after complicated liver transplantation: a therapeutic approach to excessive hyperbilirubinemia. Transplantation. 65:434-437, 1998
- 5) Mertens PR, Schonfelder T, Handt S, et al. Long-term extracorporeal bilirubin elimination: A case report on cascade resin plasmapheresis. Blood Purif. 16:341-348, 1998
- 6) Sawada K, Ohnishi K, Kosaka T, et al. Exacerbated autoimmune hepatitis successfully treated with leukocytapheresis and bilirubin adsorption therapy. J Gastroenterol. 32:689-695, 1997
- 7) Iwai M, Yamazaki K, Abe K, et al. Efficacy of Long-Term Plasma Exchange/Plasma Perfusion in End-Stage Primary Biliary Cirrhosis. Jpn J Apheresis 14:91-92, 1995
- 8) Iseki J, Touyama K, Nakagami K, et al. Plasma adsorption to charcoal and ion-exchange resin for treating postoperative hepatic failure. Hepatogastroenterology. 42:394-398, 1995
- 9) Nakano T, Umimoto K, Hirai Y, et al. Therapeutic Plasmapheresis for Removing Bilirubin Fractions in Hyperbilirubinemia. Jpn J Apheresis 13:175-176, 1994
- 10) Umimoto K, Nakano T, Shikano T, et al. Evaluation of Apheresis for the Removal of Bilirubin Fractions Therapeutic Plasmapheresis (XII) 181-183, 1993
- 11) Alarabi AA, Wikstrom B, Loof L, et al. Treatment of pruritus in cholestatic jaundice by bilirubin- and bile acid-adsorbing resin column plasma perfusion. Scand J Gastroenterol. 27:223-226, 1992
- 12) Geiger H, Klepper J, Lux P, et al. Biochemical assessment and clinical evaluation of a bilirubin adsorbent column (BR-350) in critically ill patients with intractable jaundice. Int J Artif Organs. 15:35-39, 1992
- 13) Tabei K, Akai Y, Takeda S, et al. Application of plasma perfusion in hepatic failure. Biomater Artif Cells Immobilization Biotechnol. 19:193-201, 1991
- 14) Tsunemi K, Hida M, Watanabe J, et al. A Case of Drug-Induced Intrahepatic Cholestasis Relieved by Bilirubin Adsorption. Therapeutic Plasmapheresis (X). 180-183, 1991
- 15) Sone J, Saibara T, Himeno H, et al. Assessment of bilirubin clearance capacity of a newly developed ion-exchange adsorption column and its possible use as a supportive therapy in hepatorenal syndrome. J Clin Apher. 5:123-127, 1990
- 16) Iwamoto H, Isobe H, Fukutomi T, et al. A Case of Primary Biliary Cirrhosis Treated with Long-Term Plasma Perfusion with a Charcoal Column and an Anion Exchange Column. Therapeutic Plasmapheresis (IX). 346-348, 1990
- 17) Davies CR, Malchesky PS, Saidel GM. Temperature and albumin effects on adsorption of bilirubin from standard solution using anion-exchange resin. Artif Organs. 14(1):14-9, 1990
- 18) Tang DH, Malchesky PS, Omokawa S, et al. Temperature effect on bilirubin adsorption with the anion exchange resin BR-601. Int J Artif Organs. 12(10):659-63, 1989
- 19) Morimoto T, Matsushima M, Sowa N, et al. Plasma adsorption using bilirubin-adsorbent materials as a treatment for patients with hepatic failure. Artif Organs. 13:447-452, 1989
- 20) Miyazaki M, Sakagami K, Shiozake S, et al. Bilirubin removal by anion exchange resin in post-operative liver failure. Biomater Artif Cells Artif Organs. 16(5):977-83, 1988-89
- 21) Ochiai Y, Takahashi T, Matsushita M, et al. Plasma Perfusion Using Two Types of Adsorption Column in Patients with Postoperative Hyperbilirubinemia. Therapeutic Plasmapheresis VII. 431-434, 1987
- 22) Kanto T, Yashima T, Katayama K, et al. Clinical Application of Anion-Exchange Resin (BR-Series Column) to the Treatment of Intractable Jaundice. Therapeutic Plasmapheresis 93-97, 1987
- 23) Sakagami K, Miyazaki M, Matsuoka J, et al. Artificial liver support for postoperative hepatic failure with anion exchange resin (BR-601). Acta Med Okayama. 40(5):249-55, 1986
- 24) Asanuma Y, Malchesky PS, Smith JW, et al. Removal of protein-bound toxins from critical care patients. Clin Toxicol. 17:571-581, 1980

ASAHI KASEI KURARAY MEDICAL CO., LTD.

1-105 Kanda Jinbocho, Chiyoda-ku, Tokyo 101-8101 Japan
Telephone : +81-3-3296-3777 Facsimile : +81-3-3296-3772
URL: <http://www.asahikasei-kuraray-medical.com>

Avrupa Temsilcisi:

ASAHI KASEI MEDICAL EUROPE GmbH

Herriotstrasse 1, 60528 Frankfurt am Main, Germany
Telephone : +49-69-66371 500 Facsimile : +49-69-666 5193

DİSTRİBÜTÖR

HİTİT TIBBİ CİHAZLAR ULUS. TAŞ. GIDA VE TAR. TEKS. SAN. TİC. A.Ş.



Korutürk Mh. Kestane Sk. No: 42/1
35330 Balçova İzmir, TÜRKİYE
Tel: (+90) 232.278 52 01 • Faks: (+90) 232. 278 52 84
www.hititmedical.com • info@hititmedical.com

CE
0086